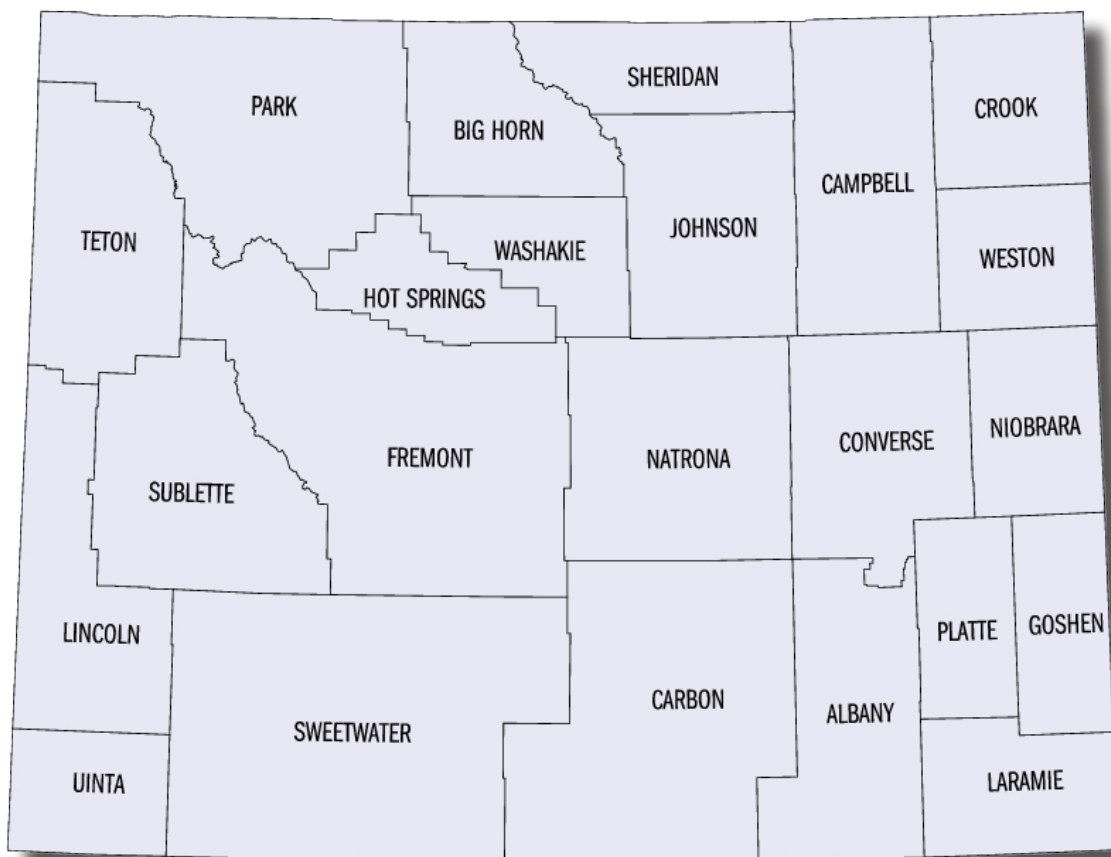


County Snapshot

**FY 2017
3rd Edition**



CREATED BY:

**THE WYOMING COUNTY COMMISSIONERS ASSOCIATION
THE WYOMING COUNTY CLERKS ASSOCIATION, &
THE WYOMING COUNTY TREASURERS ASSOCIATION**

HOW TO INTERPRET THE COUNTY SNAPSHOT

Welcome to the third edition of the County Snapshot. The Snapshot is an attempt to condense a large amount of data into a visual and readable format that can be used for policy-making decisions and comparisons among counties. The 46 County Clerks and Treasurers are to be commended for their help in creating this evolving document. **The following points are important to a full understanding of this book:**

- 1. The Snapshot is a policy document, not a financial one.** If you are looking for line-by-line accounting, this is not the book. County budgets and audit reports are publicly available and helpful looks at each individual county. However, differences exist in county accounts and services to citizens that make comparisons between counties nearly impossible. And – let’s be frank – audit reports are hard to read.

The Snapshot puts comparable county revenue and expenses into intuitive categories. For example, an individual county budget might have the sheriff and jail expenses separated into many accounts. The Snapshot puts all of that together into one line. The Snapshot is intended to help policy-makers quickly view the overall economic health of counties compared to others using similar revenues and expenditures.
- 2. The Snapshot focuses only on county-specific revenue and expenses.** The Snapshot includes only revenue that is directed specifically to counties and only expenses over which the County Commissioners have some amount of control. It excludes pass-through money on both sides of the ledger. For example, while the legislature had directed a certain amount of money to each county for infrastructure projects in the Consensus grant program, not all of that is spent on county-specific projects. Amounts spent in municipalities are excluded. Similarly, some county fairgrounds operate with revenue raised from fees and supplemented by the county. The Snapshot only includes the county-specific expenditures.
- 3. The Snapshot creates new categories for a clearer picture of the cost of government.** The revenue categories are self-explanatory, but the Snapshot does not include all the sources of revenue. Some counties have sources of revenue that are very unique and not comparable with other counties. Other sources are comparable but are relatively small and so excluded. On the expense side, state mandates are services counties are required to offer citizens by state law. “Core County” are items that are not mandated, but that counties generally agree are core to their mission. Finally, the “County Specific” line are programs of significance for individual counties that are not shared by all the counties. The “County Notes” section captures unique comments offered by counties.
- 4. The appendix is important.** Even the cleverest effort to simplify county budgets leaves a great deal open to interpretation. The appendix looks at aggregate amounts of revenue and breaks counties into tiers of total revenue. This is important to help explain why one county might spend more than another. Counties do not enjoy equal funding, so each must operate within the budget it has.

As we evaluate each annual edition of this document, we will continue to tighten the categories to ensure that data is comparable and in the right categories. Do not hesitate to reach out to us if you have questions, or suggestions for improvement.

Pete Obermueller, Executive Director
Wyoming County Commissioners Association

GLOSSARY OF TERMS

Revenue

PILT – Payment in Lieu of Taxes. This program is a federal payment to public lands counties for the loss of taxable value of federally owned lands.

SRS – Secure Rural Schools. This program is a federal payment to counties with national forests to offset losses in forest products revenue due to federal policies.

Sales and Use Tax – The state shares with local governments a little less than 31% of the 4 penny state-wide sales tax. Counties receive roughly one third of the amount shared with local government.

Severance Taxes – The state distributes to counties 6.78% of the first \$155 million in severance tax revenue.

All Fuels Revenue – The state shares with counties 27.5% of the revenue collected from taxes on gas and diesel fuels. This money must be used on roads, and costs associated with maintaining roads.

Direct Distribution – The state legislature in budget session allocates a discretionary amount of money for local governments for operations. This money cannot be used for salaries or benefits.

Expenses

State Mandates: These items are expenditures required by state law or Wyoming's constitution.

County Officials, Staff, & Operations – This includes expenses for the office of Commissioner, Treasurer, Assessor, Clerk, County Attorney, Clerk of the District Court, and Coroner. It also includes all items, including health care costs, under each office's department. For example, elections reside under the Clerk.

Sheriff, Jail, & Involuntary Commitments – The sheriff is also an elected county official; however his budget often includes the jail, and is usually the largest budget item in a county. This item also includes expenses for Title 25 involuntary commitments.

Courthouse, Courts, & Trials– The cost to maintain the courthouse and other county buildings necessary to house county elected officials and circuit court officials.

Road and Bridge – While not mandated by the state, state revenue is restricted to spending on roads and bridges, so this budget item is a de facto mandate.

Library – In cases where a county supplements the library with money from the county's general fund, it is noted here.

Core County: These items are not mandated by the state, but most counties view these items as essential for the efficient operation of the county.

Public Health – Includes funding for a public health officer, public health nurse, and in many cases welfare programs.

Emergency Management & Response – Includes an emergency management coordinator and expenses related to natural or man-made disasters.

Fairgrounds – Same as the library.

Consensus Grants – Until 2016, this was a discretionary amount of money allocated to local governments to use on infrastructure projects. It has this name because all of the governmental entities in a county must come to consensus on spending the money before it is granted. This book prints only dollars used for county-specific projects. While the program has ended temporarily, spending of carry-over is still possible.

Other State Grants – The state legislature allocates money to the State Lands and Investment Board for grants to local governments for infrastructure and emergencies. This book prints only grants received and used for county-specific projects.

Property Taxes – The total amount collected by counties from the 12 mills authorized by the Wyoming Constitution for county use.

Optional Sales and Use Tax – The total amount collected by counties for the 5th and 6th penny taxes.

Other Major Taxes & Fees – The total amount collected and retained by the county from other taxes and fees that constitute a major source of revenue for the county, including 911 fees, motor vehicle fees, and county issued permits.

County Extension Service – This is a partnership with the University of Wyoming Extension Service that offers many functions to county residents.

Information Technology – This item is a growing expense for county government as more systems are digitized and cyber-threats become more prevalent.

County Specific: These items are large expenditures that do not exist in every county.

Hospital – Some counties have county general hospitals, others have separate hospital districts with its own taxing authority. This book indicates if a county is supplementing a hospital budget with money from the county's own general fund.

Planning & Zoning – Every county is required to have a land use plan, but counties differ in their level of spending on Planning and Zoning Commissions.

Airport – This book indicates if a county is supplementing the airport with money from the county's own general fund, a \$0 in a county with an airport simply means the airport is not subsidized by the county.

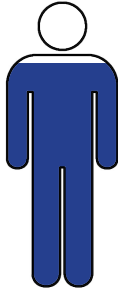
Museum – Once a museum is created, the county is obligated to fund it. However, many museums create their own revenue. Similar to other items, this book indicates only the amount given to museums from a county's general fund.

Parks & Recreation – Not all counties have a Parks and Rec. department, but it is a significant expense for those counties that do.

Landfill/Solid Waste – Not all counties manage their own solid waste, but it is a significant, state-mandated expense for those who do.

ALBANY COUNTY

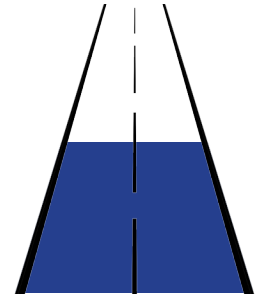
Population (2010 Census): 36,299
Rank: 6



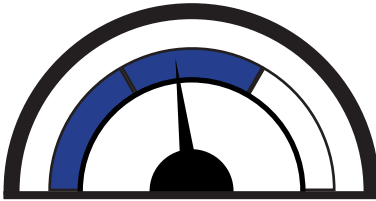
Assessed Valuation
FY 2017: \$414,555,453
Rank: 12



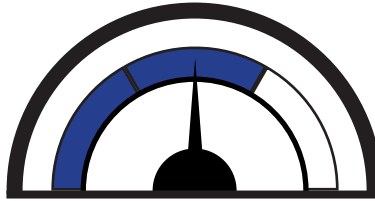
Miles of Road: 581
Rank: 12



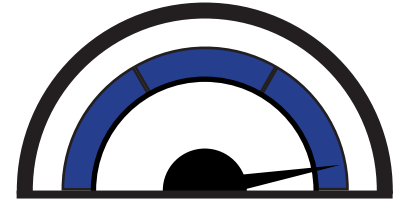
State Sales Tax Revenue
FY 2017: \$1,367,103
Rank: 13



Mill Levy Revenue
FY 2017: \$4,780,008
Rank: 15



Direct Distribution
FY 2017: \$2,155,884
Rank: 2



MAJOR SOURCES OF REVENUE

Federal

PILT	\$1,493,222
SRS	\$173,363
TOTAL	\$1,666,585

State

Sales and Use Tax	\$1,367,103
Severance Taxes	\$369,612
All Fuels Revenue	\$1,328,837
Direct Distribution	\$2,155,884
Consensus Grants	\$0
Other State Grants	\$150,827
TOTAL	\$5,372,263

Local

Property Taxes	\$4,780,008
Optional Sales & Use Tax	\$2,160,111
Other Major Taxes & Fees	\$1,401,897
TOTAL	\$8,342,016

County Notes:

All E911 monies are remitted to the City of Laramie.

MAJOR EXPENDITURES

State Mandated

County Officials, Staff, & Operations	\$5,923,843
Sheriff, Jail, & Involuntary Commitments	\$4,242,366
Courthouse, Courts, & Trials	\$811,996
Road and Bridge	\$1,129,898
Library	\$24,041
TOTAL	\$12,132,144

Core County

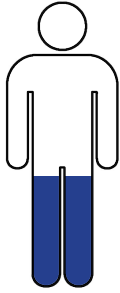
Public Health	\$433,901
Emergency Management & Response	\$293,100
Fairgrounds	\$7,857
County Extension Service	\$75,423
Information Technology	\$307,606
TOTAL	\$1,117,887

County Specific

Hospital (State mandate if hospital exists)	\$0
Planning & Zoning	\$330,163
Airport	\$100,000
Museum	\$0
Parks and Recreation	\$3,250
Landfill/Solid Waste	\$0
TOTAL	\$433,413

BIG HORN COUNTY

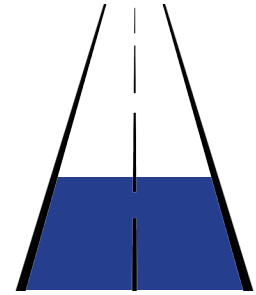
Population (2010 Census): 11,668
Rank: 15



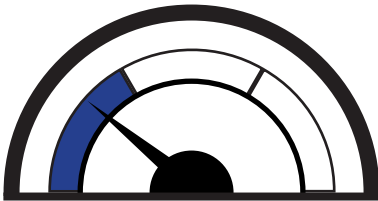
Assessed Valuation
FY 2017: \$201,510,594
Rank: 17



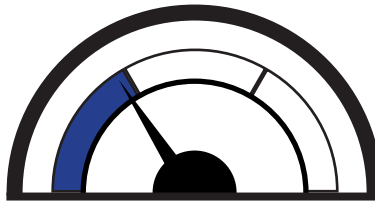
Miles of Road: 563
Rank: 15



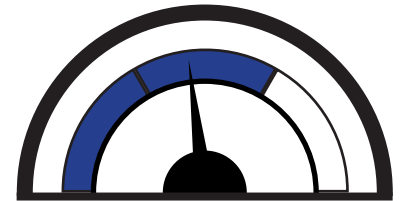
State Sales Tax Revenue
FY 2017: \$828,680
Rank: 18



Mill Levy Revenue
FY 2017: \$2,581,637
Rank: 16



Direct Distribution
FY 2017: \$565,442
Rank: 13



MAJOR SOURCES OF REVENUE

Federal

PILT	\$1,144,754
SRS	\$56,040
TOTAL	\$1,200,794

State

Sales and Use Tax	\$828,680
Severance Taxes	\$151,417
All Fuels Revenue	\$1,202,876
Direct Distribution	\$565,442
Consensus Grants	\$0
Other State Grants	\$235,290
TOTAL	\$2,983,705

Local

Property Taxes	\$2,581,637
Optional Sales & Use Tax	\$596,756
Other Major Taxes & Fees	\$560,362
TOTAL	\$3,738,755

County Notes:

MAJOR EXPENDITURES

State Mandated

County Officials, Staff, & Operations	\$1,856,210
Sheriff, Jail, & Involuntary Commitments	\$3,988,352
Courthouse, Courts, & Trials	\$556,079
Road and Bridge	\$2,767,892
Library	\$333,953
TOTAL	\$9,502,486

Core County

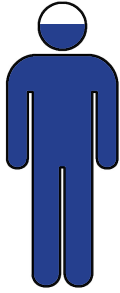
Public Health	\$266,274
Emergency Management & Response	\$306,696
Fairgrounds	\$305,700
County Extension Service	\$107,894
Information Technology	\$186,661
TOTAL	\$1,173,225

County Specific

Hospital (State mandate if hospital exists)	\$0
Planning & Zoning	\$197,136
Airport	\$429,051
Museum	\$0
Parks and Recreation	\$0
Landfill/Solid Waste	\$0
TOTAL	\$626,187

CAMPBELL COUNTY

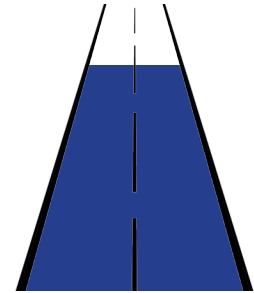
Population (2010 Census): 46,133
Rank: 3



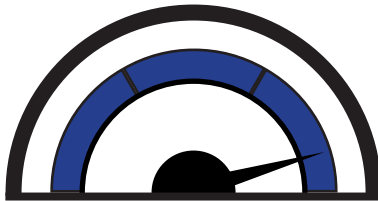
Assessed Valuation
FY 2017: \$4,182,623,053
Rank: 1



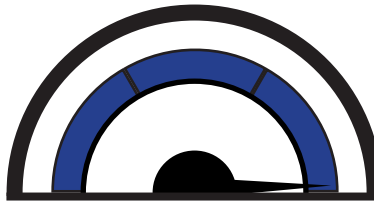
Miles of Road: 925
Rank: 6



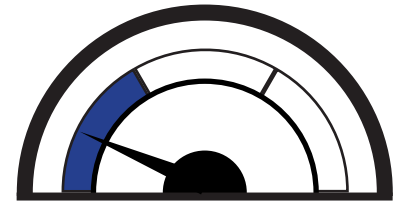
State Sales Tax Revenue
FY 2017: \$8,303,623
Rank: 3



Mill Levy Revenue
FY 2017: \$58,913,922
Rank: 1



Direct Distribution
FY 2017: \$229,466
Rank: 20



MAJOR SOURCES OF REVENUE

Federal

PILT	\$740,641
SRS	\$0
TOTAL	\$740,641

State

Sales and Use Tax	\$8,303,623
Severance Taxes	\$444,264
All Fuels Revenue	\$3,875,496
Direct Distribution	\$229,466
Consensus Grants	\$238,944
Other State Grants	\$1,844,143
TOTAL	\$14,935,936

Local

Property Taxes	\$58,913,922
Optional Sales & Use Tax	\$6,455,800
Other Major Taxes & Fees	\$2,757,775
TOTAL	\$68,127,497

County Notes:

Expenditures: Joint Powers Boards - Complex \$2,962,268; Fire Dept. \$4,294,642; Juvenile Probation \$929,876; Juvenile Drug Court \$266,415; Adult Drug Court \$342,510; Child Dev. \$1,877,117; Risk Mgmt & Insurance \$1,824,303; College \$12,490,394; Fleet \$129,622; Conservation \$1,572,164; Dist. Support Grant \$157,400; Retirement \$1,506,290

MAJOR EXPENDITURES

State Mandated

County Officials, Staff, & Operations	\$11,195,337
Sheriff, Jail, & Involuntary Commitments	\$16,844,372
Courthouse, Courts, & Trials	\$4,253,354
Road and Bridge	\$11,064,206
Library	\$3,764,770
TOTAL	\$47,122,039

Core County

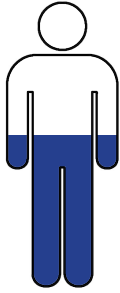
Public Health	\$2,311,409
Emergency Management & Response	\$204,396
Fairgrounds	\$449,301
County Extension Service	\$412,882
Information Technology	\$3,025,931
TOTAL	\$6,403,919

County Specific


Hospital (State mandate if hospital exists)	\$0
Planning & Zoning	\$1,695,913
Airport	\$4,373,363
Museum	\$482,952
Parks and Recreation	\$3,488,543
Landfill/Solid Waste	\$5,381,123
TOTAL	\$15,421,894

CARBON COUNTY

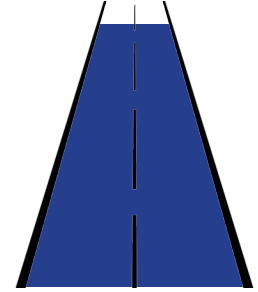
Population (2010 Census): 15,885
Rank: 12



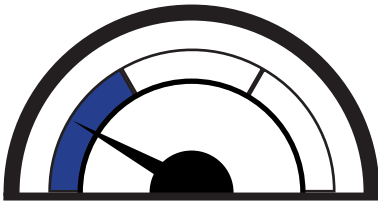
Assessed Valuation
FY 2017: \$564,336,907
Rank: 11



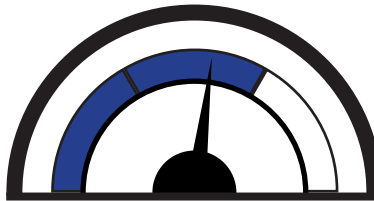
Miles of Road: 1,025
Rank: 3



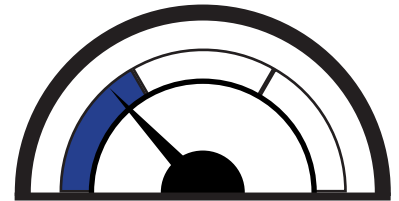
State Sales Tax Revenue
FY 2017: \$781,263
Rank: 19



Mill Levy Revenue
FY 2017: \$7,098,595
Rank: 11



Direct Distribution
FY 2017: \$405,687
Rank: 17



MAJOR SOURCES OF REVENUE

Federal

PILT	\$1,411,472
SRS	\$303,176
TOTAL	\$1,714,648

State

Sales and Use Tax	\$781,263
Severance Taxes	\$251,768
All Fuels Revenue	\$1,692,879
Direct Distribution	\$405,687
Consensus Grants	\$0
Other State Grants	\$616,796
TOTAL	\$3,748,393

Local

Property Taxes	\$7,098,595
Optional Sales & Use Tax	\$1,357,508
Other Major Taxes & Fees	\$0
TOTAL	\$8,836,163

County Notes:

MAJOR EXPENDITURES

State Mandated

County Officials, Staff, & Operations	\$6,352,309
Sheriff, Jail, & Involuntary Commitments	\$3,310,951
Courthouse, Courts, & Trials	\$314,371
Road and Bridge	\$1,198,062
Library	\$86,200
TOTAL	\$11,261,893

Core County

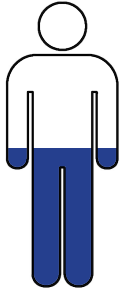
Public Health	\$844,532
Emergency Management & Response	\$764,869
Fairgrounds	\$281,344
County Extension Service	\$72,979
Information Technology	\$636,673
TOTAL	\$2,600,397

County Specific

Hospital (State mandate if hospital exists)	\$694,125
Planning & Zoning	\$169,980
Airport	\$97,441
Museum	\$32,094
Parks and Recreation	\$0
Landfill/Solid Waste	\$0
TOTAL	\$993,640

CONVERSE COUNTY

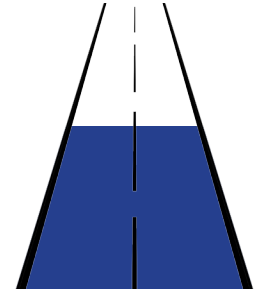
Population (2010 Census): 13,833
Rank: 13



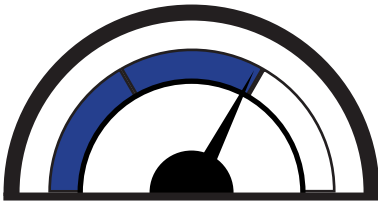
Assessed Valuation
FY 2017: \$1,110,252,314
Rank: 7



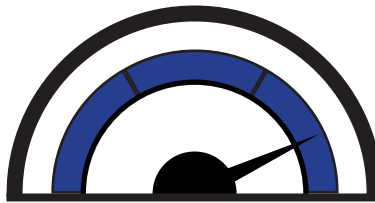
Miles of Road: 610
Rank: 11



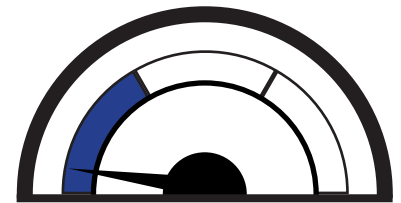
State Sales Tax Revenue
FY 2017: \$2,618,364
Rank: 9



Mill Levy Revenue
FY 2017: \$18,262,767
Rank: 4



Direct Distribution
FY 2017: \$97,996
Rank: 22



MAJOR SOURCES OF REVENUE

Federal

PILT	\$737,099
SRS	\$34,541
TOTAL	\$771,640

State

Sales and Use Tax	\$2,618,364
Severance Taxes	\$138,310
All Fuels Revenue	\$1,122,766
Direct Distribution	\$97,996
Consensus Grants	\$451,239
Other State Grants	\$228,450
TOTAL	\$4,657,125

Local

Property Taxes	\$18,262,767
Optional Sales & Use Tax	\$2,023,435
Other Major Taxes & Fees	\$1,151,789
TOTAL	\$21,437,991

County Notes:

The Library has \$1,942,496 in SPET funds that they used in FY17.

MAJOR EXPENDITURES

State Mandated

County Officials, Staff, & Operations	\$3,700,446
Sheriff, Jail, & Involuntary Commitments	\$4,903,608
Courthouse, Courts, & Trials	\$12,082,072
Road and Bridge	\$10,004,525
Library	\$1,512,989
TOTAL	\$32,203,640

Core County

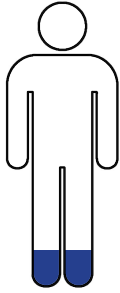
Public Health	\$442,887
Emergency Management & Response	\$1,422,210
Fairgrounds	\$39,905
County Extension Service	\$134,638
Information Technology	\$251,415
TOTAL	\$2,291,055

County Specific


Hospital (State mandate if hospital exists)	\$1,329,167
Planning & Zoning	\$45,654
Airport	\$78,104
Museum	\$0
Parks and Recreation	\$500,160
Landfill/Solid Waste	\$0
TOTAL	\$1,953,085

CROOK COUNTY

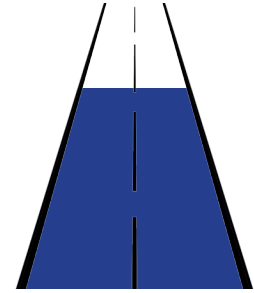
Population (2010 Census): 7,083
Rank: 21



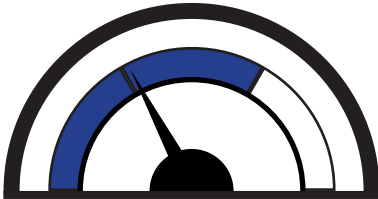
Assessed Valuation
FY 2017: 174,782,528
Rank: 19



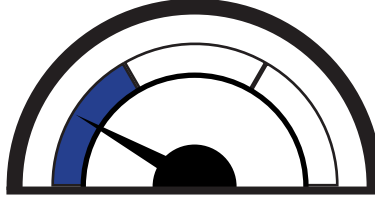
Miles of Road: 780
Rank: 8



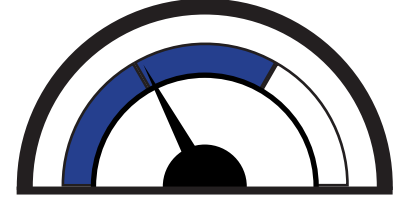
State Sales Tax Revenue
FY 2017: \$1,017,714
Rank: 15



Mill Levy Revenue
FY 2017: \$2,253,726
Rank: 19



Direct Distribution
FY 2017: \$515,451
Rank: 15



MAJOR SOURCES OF REVENUE

Federal

PILT	\$753,864
SRS	\$119,366
TOTAL	\$873,230

State

Sales and Use Tax	\$1,017,714
Severance Taxes	\$113,167
All Fuels Revenue	\$936,579
Direct Distribution	\$515,451
Consensus Grants	\$0
Other State Grants	\$308,886
TOTAL	\$2,891,797

Local

Property Taxes	\$2,253,726
Optional Sales & Use Tax	\$1,057,074
Other Major Taxes & Fees	\$440,389
TOTAL	\$3,227,066

County Notes:

MAJOR EXPENDITURES

State Mandated

County Officials, Staff, & Operations	\$2,721,801
Sheriff, Jail, & Involuntary Commitments	\$1,772,255
Courthouse, Courts, & Trials	\$420,516
Road and Bridge	\$2,751,168
Library	\$461,640
TOTAL	\$8,127,380

Core County

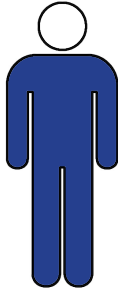
Public Health	\$280,861
Emergency Management & Response	\$1,242,383
Fairgrounds	\$176,782
County Extension Service	\$62,913
Information Technology	\$22,703
TOTAL	\$1,785,642

County Specific

Hospital (State mandate if hospital exists)	\$0
Planning & Zoning	\$0
Airport	\$0
Museum	\$0
Parks and Recreation	\$0
Landfill/Solid Waste	\$12,000
TOTAL	\$12,000

FREMONT COUNTY

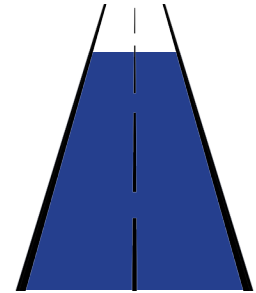
Population (2010 Census): 40,123
Rank: 5



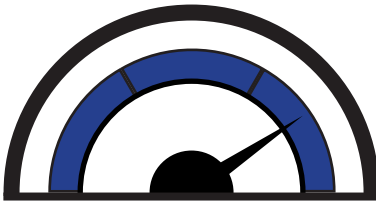
Assessed Valuation
FY 2017: \$630,956,774
Rank: 9



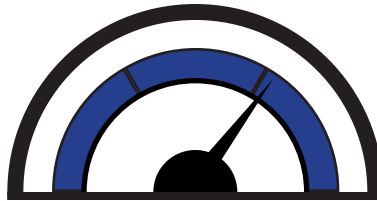
Miles of Road: 957
Rank: 5



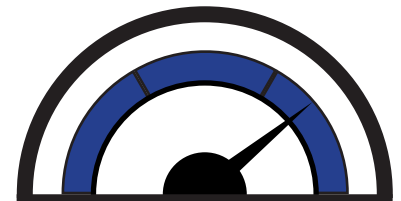
State Sales Tax Revenue
FY 2017: \$3,955,520
Rank: 5



Mill Levy Revenue
FY 2017: \$8,074,112
Rank: 8



Direct Distribution
FY 2017: \$978,721
Rank: 6



MAJOR SOURCES OF REVENUE

Federal

PILT	\$2,661,948
SRS	\$93,581
TOTAL	\$2,755,529

State

Sales and Use Tax	\$3,955,520
Severance Taxes	\$397,609
All Fuels Revenue	\$2,965,062
Direct Distribution	\$978,721
Consensus Grants	\$0
Other State Grants	\$1,251,884
TOTAL	\$9,548,796

Local

Property Taxes	\$8,074,112
Optional Sales & Use Tax	\$3,056,257
Other Major Taxes & Fees	\$1,177,165
TOTAL	\$12,307,534

County Notes:

MAJOR EXPENDITURES

State Mandated

County Officials, Staff, & Operations	\$5,092,466
Sheriff, Jail, & Involuntary Commitments	\$9,128,437
Courthouse, Courts, & Trials	\$1,087,604
Road and Bridge	\$10,031,175
Library	\$2,722,228
TOTAL	\$28,061,910

Core County

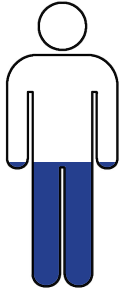
Public Health	\$679,362
Emergency Management & Response	\$758,092
Fairgrounds	\$795,691
County Extension Service	\$215,244
Information Technology	\$244,428
TOTAL	\$2,692,817

County Specific

Hospital (State mandate if hospital exists)	\$0
Planning & Zoning	\$254,299
Airport	\$250,000
Museum	\$620,392
Parks and Recreation	\$195,508
Landfill/Solid Waste	\$3,706,315
TOTAL	\$5,026,514

GOSHEN COUNTY

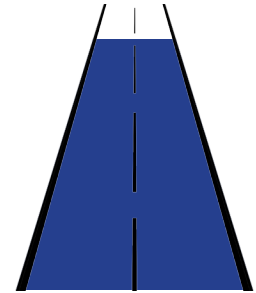
Population (2010 Census): 13,249
Rank: 14



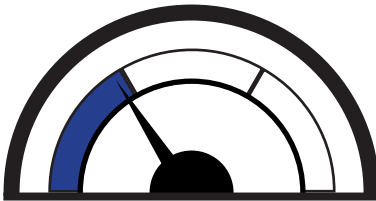
Assessed Valuation
FY 2017: \$191,562,523
Rank: 18



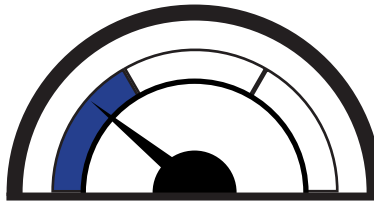
Miles of Road: 1,022
Rank: 4



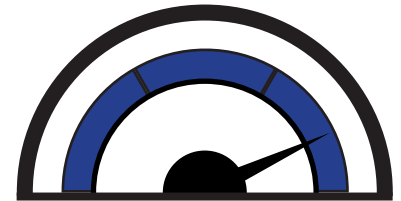
State Sales Tax Revenue
FY 2017: \$931,138
Rank: 16



Mill Levy Revenue
FY 2017: \$2,348,046
Rank: 18



Direct Distribution
FY 2017: \$1,221,954
Rank: 4



MAJOR SOURCES OF REVENUE

Federal

PILT	\$72,460
SRS	\$0
TOTAL	\$72,460

State

Sales and Use Tax	\$931,138
Severance Taxes	\$170,497
All Fuels Revenue	\$808,535
Direct Distribution	\$1,221,954
Consensus Grants	\$0
Other State Grants	\$199,166
TOTAL	\$3,331,290

Local

Property Taxes	\$2,348,046
Optional Sales & Use Tax	\$674,088
Other Major Taxes & Fees	\$5,766,964
TOTAL	\$8,789,098

County Notes:

911 Service Fees in the amount of \$118,346 was collected by Goshen County and paid to City of Torrington in exchange for their emergency dispatch services.

MAJOR EXPENDITURES

State Mandated

County Officials, Staff, & Operations	\$1,629,669
Sheriff, Jail, & Involuntary Commitments	\$2,395,897
Courthouse, Courts, & Trials	\$551,100
Road and Bridge	\$1,712,474
Library	\$290,904
TOTAL	\$6,580,044

Core County

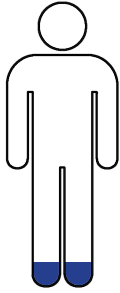
Public Health	\$352,335
Emergency Management & Response	\$346,729
Fairgrounds	\$224,100
County Extension Service	\$92,547
Information Technology	\$459,034
TOTAL	\$1,474,745

County Specific


Hospital (State mandate if hospital exists)	\$0
Planning & Zoning	\$70,341
Airport	\$0
Museum	\$0
Parks and Recreation	\$0
Landfill/Solid Waste	\$0
TOTAL	\$70,341

HOT SPRINGS COUNTY

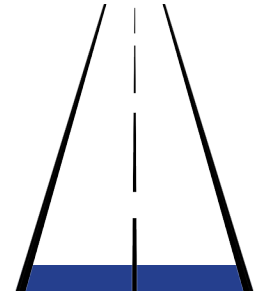
Population (2010 Census): 4,812
Rank: 22



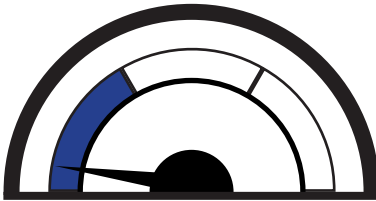
Assessed Valuation
FY 2017: \$121,628,379
Rank: 22



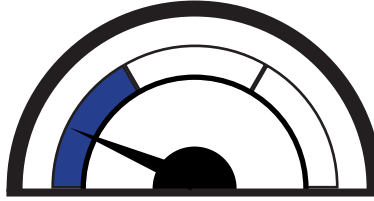
Miles of Road: 233
Rank: 22



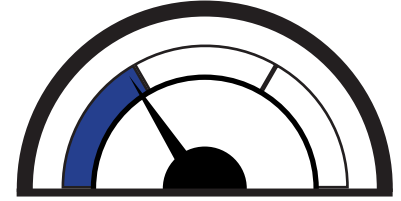
State Sales Tax Revenue
FY 2017: \$394,791
Rank: 22



Mill Levy Revenue
FY 2017: \$1,672,704
Rank: 20



Direct Distribution
FY 2017: \$427,689
Rank: 16



MAJOR SOURCES OF REVENUE

Federal

PILT	\$818,251
SRS	\$0
TOTAL	\$818,251

State

Sales and Use Tax	\$394,791
Severance Taxes	\$107,078
All Fuels Revenue	\$660,536
Direct Distribution	\$427,689
Consensus Grants	\$0
Other State Grants	\$62,100
TOTAL	\$1,652,194

Local

Property Taxes	\$1,672,704
Optional Sales & Use Tax	\$326,817
Other Major Taxes & Fees	\$279,777
TOTAL	\$2,279,298

County Notes:

MAJOR EXPENDITURES

State Mandated

County Officials, Staff, & Operations	\$4,108,514
Sheriff, Jail, & Involuntary Commitments	\$752,725
Courthouse, Courts, & Trials	\$260,636
Road and Bridge	\$322,298
Library	\$197,000
TOTAL	\$5,641,173

Core County

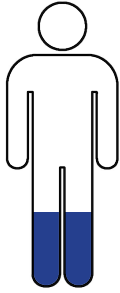
Public Health	\$177,554
Emergency Management & Response	\$23,223
Fairgrounds	\$89,000
County Extension Service	\$65,004
Information Technology	\$75,304
TOTAL	\$430,085

County Specific

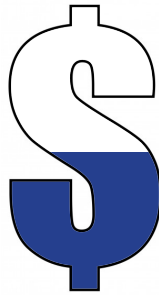
Hospital (State mandate if hospital exists)	\$50,000
Planning & Zoning	\$0
Airport	\$188,875
Museum	\$75,000
Parks and Recreation	\$0
Landfill/Solid Waste	\$111,056
TOTAL	\$424,931

JOHNSON COUNTY

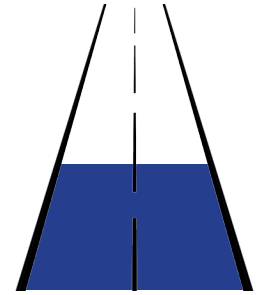
Population (2010 Census): 8,569
Rank: 18



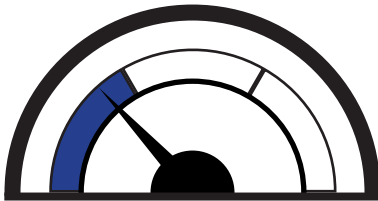
Assessed Valuation
FY 2017: 405,328,073
Rank: 13



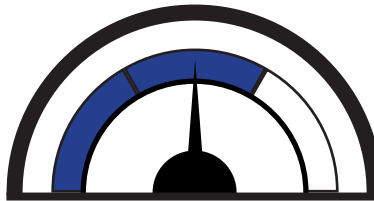
Miles of Road: 564
Rank: 14



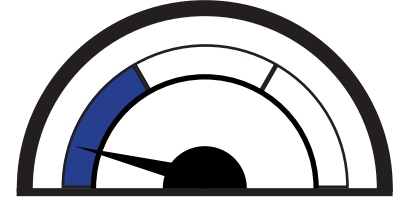
State Sales Tax Revenue
FY 2017: \$919,451
Rank: 17



Mill Levy Revenue
FY 2017: \$6,177,734
Rank: 12



Direct Distribution
FY 2017: \$129,304
Rank: 21



MAJOR SOURCES OF REVENUE

Federal

PILT	\$1,052,761
SRS	\$49,643
TOTAL	\$1,102,404

State

Sales and Use Tax	\$919,451
Severance Taxes	\$98,713
All Fuels Revenue	\$1,129,114
Direct Distribution	\$129,304
Consensus Grants	\$0
Other State Grants	\$12,603
TOTAL	\$2,289,185

Local

Property Taxes	\$6,177,734
Optional Sales & Use Tax	\$1,601,756
Other Major Taxes & Fees	\$550,466
TOTAL	\$8,329,956

County Notes:

MAJOR EXPENDITURES

State Mandated

County Officials, Staff, & Operations	\$4,858,917
Sheriff, Jail, & Involuntary Commitments	\$2,525,076
Courthouse, Courts, & Trials	\$1,072,650
Road and Bridge	\$3,119,318
Library	\$838,262
TOTAL	\$12,414,223

Core County

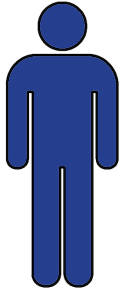
Public Health	\$186,550
Emergency Management & Response	\$610,892
Fairgrounds	\$284,000
County Extension Service	\$87,000
Information Technology	\$300,600
TOTAL	\$1,469,042

County Specific

Hospital (State mandate if hospital exists)	\$1,215,984
Planning & Zoning	\$133,406
Airport	\$394,597
Museum	\$186,220
Parks and Recreation	\$387,610
Landfill/Solid Waste	\$493,550
TOTAL	\$2,811,367

LARAMIE COUNTY

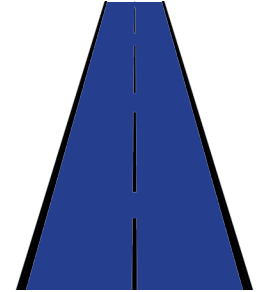
Population (2010 Census): 91,738
Rank: 1



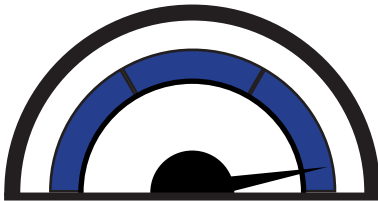
Assessed Valuation
FY 2017: \$1,449,087,507
Rank: 5



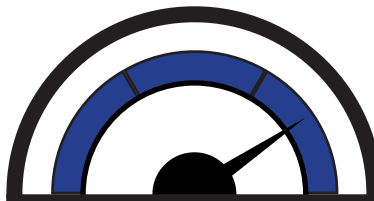
Miles of Road: 1,273
Rank: 1



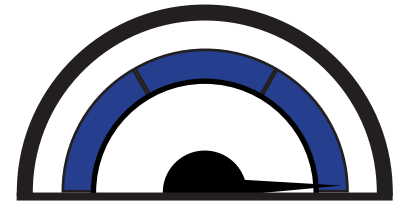
State Sales Tax Revenue
FY 2017: \$8,958,673
Rank: 2



Mill Levy Revenue
FY 2017: \$16,701,454
Rank: 5



Direct Distribution
FY 2017: \$2,738,121
Rank: 1



MAJOR SOURCES OF REVENUE

Federal

PILT	\$25,129
SRS	\$0
TOTAL	\$25,129

State

Sales and Use Tax	\$8,958,673
Severance Taxes	\$1,280,471
All Fuels Revenue	\$3,042,938
Direct Distribution	\$2,738,121
Consensus Grants	\$221,331
Other State Grants	\$5,483,260
TOTAL	\$21,724,794

Local

Property Taxes	\$16,701,454
Optional Sales & Use Tax	\$7,865,962
Other Major Taxes & Fees	\$12,393,123
TOTAL	\$36,960,539

County Notes:

Revenue: Corporate Grants and Donations \$75,586;
Federal Grants passed through the state \$737,236
Expenditures: Building Inspection Department \$565,244;
Central Services and General Accounts \$3,270,220;
Grants \$5,819,385

MAJOR EXPENDITURES

State Mandated

County Officials, Staff, & Operations	\$6,186,563
Sheriff, Jail, & Involuntary Commitments	\$18,181,938
Courthouse, Courts, & Trials	\$4,295,965
Road and Bridge	\$7,013,243
Library	\$684,268
TOTAL	\$36,361,977

Core County

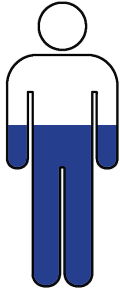
Public Health	\$878,322
Emergency Management & Response	\$3,732,124
Fairgrounds	\$643,080
County Extension Service	\$214,584
Information Technology	\$2,098,618
TOTAL	\$7,566,728

County Specific

Hospital (State mandate if hospital exists)	\$0
Planning & Zoning	\$509,981
Airport	\$0
Museum	\$0
Parks and Recreation	\$743,629
Landfill/Solid Waste	\$0
TOTAL	\$1,253,610

LINCOLN COUNTY

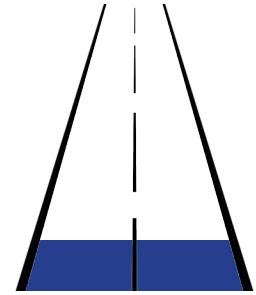
Population (2010 Census): 18,106
Rank: 11



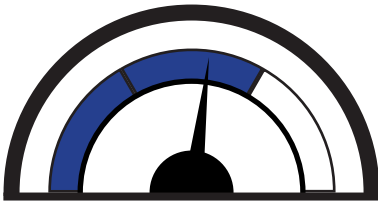
Assessed Valuation
FY 2017: \$684,945,960
Rank: 8



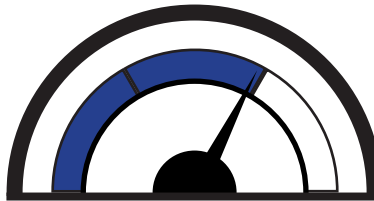
Miles of Road: 300
Rank: 20



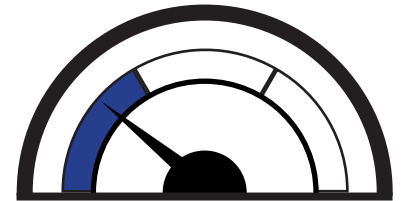
State Sales Tax Revenue
FY 2017: \$2,452,553
Rank: 11



Mill Levy Revenue
FY 2017: \$8,050,669
Rank: 9



Direct Distribution
FY 2017: \$348,624
Rank: 18



MAJOR SOURCES OF REVENUE

Federal

PILT	\$1,372,919
SRS	\$68,411
TOTAL	\$1,441,330

State

Sales and Use Tax	\$2,452,553
Severance Taxes	\$185,965
All Fuels Revenue	\$2,517,061
Direct Distribution	\$348,624
Consensus Grants	\$8,559
Other State Grants	\$1,667,000
TOTAL	\$7,179,762

Local

Property Taxes	\$8,050,669
Optional Sales & Use Tax	\$1,893,862
Other Major Taxes & Fees	\$94,352
TOTAL	\$10,038,883

County Notes:

\$2,000,000 is expended to pay self-funded health insurance claims.

MAJOR EXPENDITURES

State Mandated

County Officials, Staff, & Operations	\$2,530,289
Sheriff, Jail, & Involuntary Commitments	\$3,752,016
Courthouse, Courts, & Trials	\$880,592
Road and Bridge	\$2,783,690
Library	\$1,312,000
TOTAL	\$11,258,587

Core County

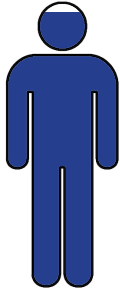
Public Health	\$211,379
Emergency Management & Response	\$242,656
Fairgrounds	\$475,000
County Extension Service	\$136,749
Information Technology	\$496,685
TOTAL	\$1,562,469

County Specific

Hospital (State mandate if hospital exists)	\$0
Planning & Zoning	\$359,030
Airport	\$106,000
Museum	\$0
Parks and Recreation	\$50,000
Landfill/Solid Waste	\$1,454,734
TOTAL	\$1,969,764

NATRONA COUNTY

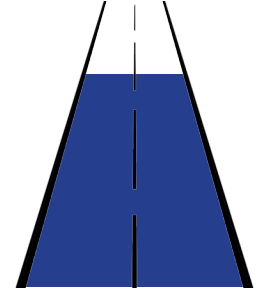
Population (2010 Census): 75,450
Rank: 2



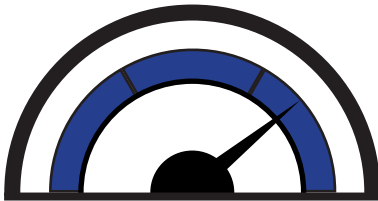
Assessed Valuation
FY 2017: 1,202,075,451
Rank: 6



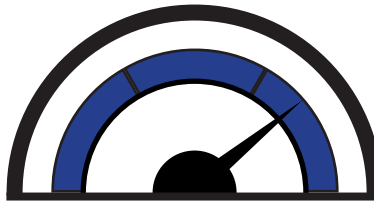
Miles of Road: 925
Rank: 7



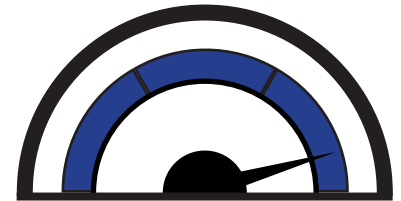
State Sales Tax Revenue
FY 2017: \$3,889,853
Rank: 6



Mill Levy Revenue
FY 2017: \$14,241,394
Rank: 6



Direct Distribution
FY 2017: \$2,030,352
Rank: 3



MAJOR SOURCES OF REVENUE

Federal

PILT	\$3,571,356
SRS	\$2,543
TOTAL	\$3,573,899

State

Sales and Use Tax	\$3,889,853
Severance Taxes	\$731,117
All Fuels Revenue	\$2,303,375
Direct Distribution	\$2,030,352
Consensus Grants	\$226,684
Other State Grants	\$1,449,366
TOTAL	\$10,630,747

Local

Property Taxes	\$14,241,394
Optional Sales & Use Tax	\$2,664,774
Other Major Taxes & Fees	\$4,153,730
TOTAL	\$21,059,898

County Notes:

Miscellaneous Federal Grants \$338,450.00; Miscellaneous County Department Revenue \$8,504,705
Other Major taxes and Fees includes: Motor Vehicle Registration Fees \$3,407,797, County Issued Licenses and Permits \$375,985, Lottery and Pari-mutuel Funds \$369,948

MAJOR EXPENDITURES

State Mandated

County Officials, Staff, & Operations	\$12,401,874
Sheriff, Jail, & Involuntary Commitments	\$16,466,809
Courthouse, Courts, & Trials	\$1,095,564
Road and Bridge	\$6,004,319
Library	\$2,662,531
TOTAL	\$38,631,097

Core County

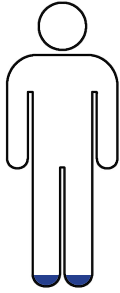
Public Health	\$604,704
Emergency Management & Response	\$266,927
Fairgrounds	\$807,247
County Extension Service	\$245,687
Information Technology	\$1,445,699
TOTAL	\$3,370,264

County Specific

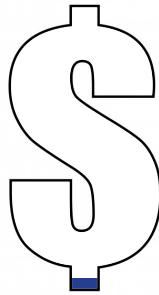
Hospital (State mandate if hospital exists)	\$0
Planning & Zoning	\$653,511
Airport	\$0
Museum	\$0
Parks and Recreation	\$860,082
Landfill/Solid Waste	\$0
TOTAL	\$1,513,593

NIOBRARA COUNTY

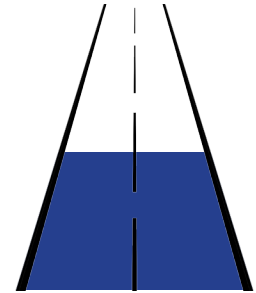
Population (2010 Census): 2,484
Rank: 23



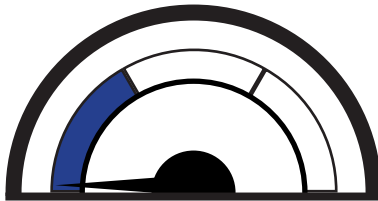
Assessed Valuation
FY 2017: \$98,134,879
Rank: 23



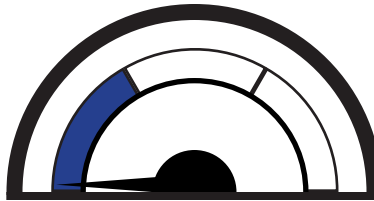
Miles of Road: 571
Rank: 13



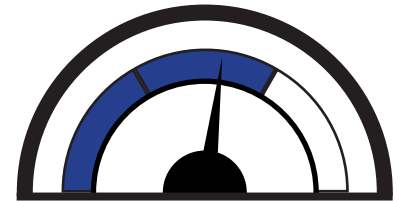
State Sales Tax Revenue
FY 2017: \$258,773
Rank: 23



Mill Levy Revenue
FY 2017: \$1,276,458
Rank: 23



Direct Distribution
FY 2017: \$630,975
Rank: 11



MAJOR SOURCES OF REVENUE

Federal

PILT	\$331,171
SRS	\$0
TOTAL	\$331,171

State

Sales and Use Tax	\$258,773
Severance Taxes	\$366,428
All Fuels Revenue	\$469,710
Direct Distribution	\$630,975
Consensus Grants	\$42,397
Other State Grants	\$6,994
TOTAL	\$1,775,277

Local

Property Taxes	\$1,276,458
Optional Sales & Use Tax	\$170,166
Other Major Taxes & Fees	\$422,271
TOTAL	\$1,868,895

County Notes:

Additional Revenue: Bankhead Jones \$2,585, Federal Grants \$186,605

Expenditures: Emergency mgmt is high from expenditures from the flood which occurred in June 2015. County funds are used to pay cleaning contracts and building maintenance for the library and fairgrounds, as well as reimburse the library for def. comp. The hospital funding is from a 1% tax.

MAJOR EXPENDITURES

State Mandated

County Officials, Staff, & Operations	\$1,069,196
Sheriff, Jail, & Involuntary Commitments	\$1,332,670
Courthouse, Courts, & Trials	\$168,351
Road and Bridge	\$1,383,391
Library	\$22,119
TOTAL	\$3,975,726

Core County

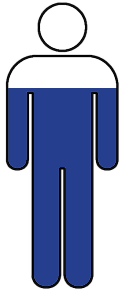
Public Health	\$22,597
Emergency Management & Response	\$69,294
Fairgrounds	\$123,086
County Extension Service	\$76,749
Information Technology	\$10,793
TOTAL	\$302,519

County Specific

Hospital (State mandate if hospital exists)	\$170,165
Planning & Zoning	\$0
Airport	\$0
Museum	\$0
Parks and Recreation	\$0
Landfill/Solid Waste	\$0
TOTAL	\$170,165

PARK COUNTY

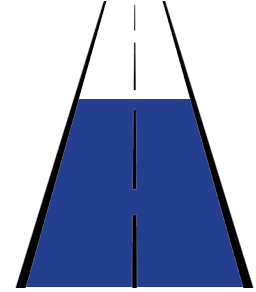
Population (2010 Census): 28,205
Rank: 8



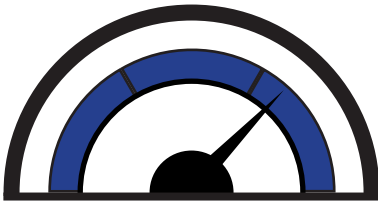
Assessed Valuation
FY 2017: \$604,982,133
Rank: 10



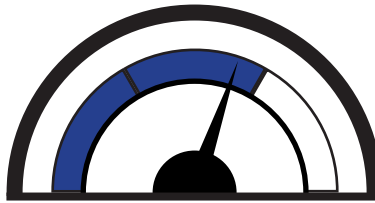
Miles of Road: 618
Rank: 9



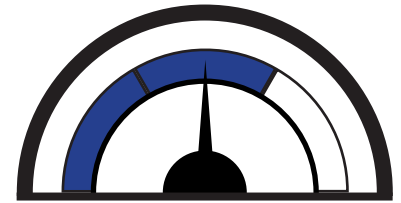
State Sales Tax Revenue
FY 2017: \$3,799,298
Rank: 7



Mill Levy Revenue
FY 2017: \$7,681,443
Rank: 10



Direct Distribution
FY 2017: \$587,767
Rank: 12



MAJOR SOURCES OF REVENUE

Federal

PILT	\$1,838,794
SRS	\$124,702
TOTAL	\$1,963,496

State

Sales and Use Tax	\$3,799,298
Severance Taxes	\$283,898
All Fuels Revenue	\$2,152,307
Direct Distribution	\$587,767
Consensus Grants	\$0
Other State Grants	\$116,033
TOTAL	\$6,939,303

Local

Property Taxes	\$7,681,443
Optional Sales & Use Tax	\$64,867
Other Major Taxes & Fees	\$4,846,244
TOTAL	\$12,592,554

County Notes:

MAJOR EXPENDITURES

State Mandated

County Officials, Staff, & Operations	\$4,466,261
Sheriff, Jail, & Involuntary Commitments	\$4,827,560
Courthouse, Courts, & Trials	\$3,054,879
Road and Bridge	\$4,758,513
Library	\$1,691,721
TOTAL	\$18,798,934

Core County

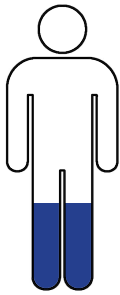
Public Health	\$568,518
Emergency Management & Response	\$119,031
Fairgrounds	\$419,826
County Extension Service	\$161,548
Information Technology	\$648,836
TOTAL	\$1,917,759

County Specific

Hospital (State mandate if hospital exists)	\$0
Planning & Zoning	\$321,131
Airport	\$150,770
Museum	\$193,030
Parks and Recreation	\$51,102
Landfill/Solid Waste	\$2,906,064
TOTAL	\$3,622,097

PLATTE COUNTY

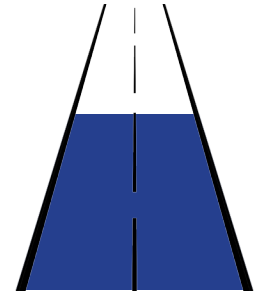
Population (2010 Census): 8,667
Rank: 17



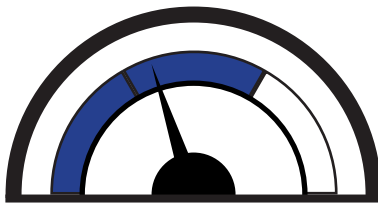
Assessed Valuation
FY 2017: \$205,049,708
Rank: 16



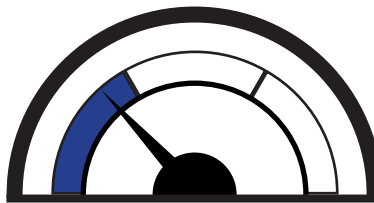
Miles of Road: 616
Rank: 10



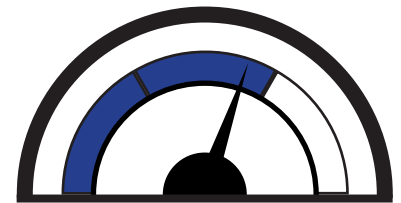
State Sales Tax Revenue
FY 2017: \$1,086,231
Rank: 14



Mill Levy Revenue
FY 2017: \$2,429,359
Rank: 17



Direct Distribution
FY 2017: \$820,572
Rank: 10



MAJOR SOURCES OF REVENUE

Federal

PILT	\$275,614
SRS	\$547
TOTAL	\$276,161

State

Sales and Use Tax	\$1,086,231
Severance Taxes	\$945,670
All Fuels Revenue	\$874,413
Direct Distribution	\$820,572
Consensus Grants	\$0
Other State Grants	\$297,145
TOTAL	\$4,024,031

Local

Property Taxes	\$2,429,359
Optional Sales & Use Tax	\$797,074
Other Major Taxes & Fees	\$623,160
TOTAL	\$3,849,593

County Notes:

MAJOR EXPENDITURES

State Mandated

County Officials, Staff, & Operations	\$2,831,862
Sheriff, Jail, & Involuntary Commitments	\$2,449,169
Courthouse, Courts, & Trials	\$424,121
Road and Bridge	\$1,394,562
Library	\$346,841
TOTAL	\$7,446,555

Core County

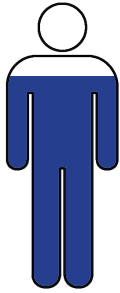
Public Health	\$392,370
Emergency Management & Response	\$58,804
Fairgrounds	\$130,376
County Extension Service	\$82,958
Information Technology	\$259,867
TOTAL	\$924,375

County Specific

Hospital (State mandate if hospital exists)	\$0
Planning & Zoning	\$2,037
Airport	\$0
Museum	\$0
Parks and Recreation	\$0
Landfill/Solid Waste	\$0
TOTAL	\$2,037

SHERIDAN COUNTY

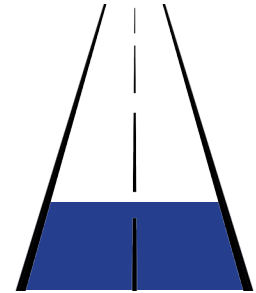
Population (2010 Census): 29,116
Rank: 7



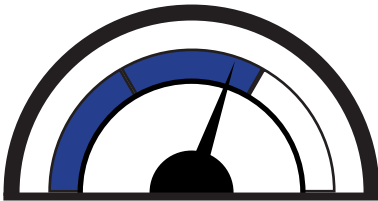
Assessed Valuation
FY 2017: \$403,445,289
Rank: 14



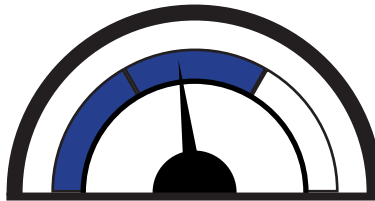
Miles of Road: 508
Rank: 17



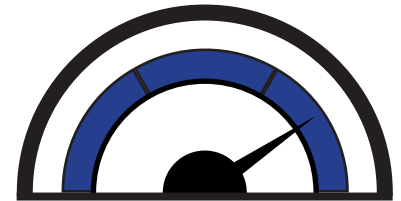
State Sales Tax Revenue
FY 2017: \$2,491,770
Rank: 10



Mill Levy Revenue
FY 2017: \$4,820,993
Rank: 13



Direct Distribution
FY 2017: \$1,217,411
Rank: 5



MAJOR SOURCES OF REVENUE

Federal

PILT	\$ 999,320
SRS	\$59,240
TOTAL	\$1,058,560

State

Sales and Use Tax	\$2,491,770
Severance Taxes	\$482,301
All Fuels Revenue	\$1,257,062
Direct Distribution	\$1,217,411
Consensus Grants	\$55,035
Other State Grants	\$554,958
TOTAL	\$6,058,537

Local

Property Taxes	\$4,820,993
Optional Sales & Use Tax	\$3,468,102
Other Major Taxes & Fees	\$1,740,242
TOTAL	\$10,029,337

County Notes:

Planning & Zoning is combined with Engineering (Pub Works).

Airport includes local funding for Air Service, which offsets revenue from Fed DOT Grant.

MAJOR EXPENDITURES

State Mandated

County Officials, Staff, & Operations	\$3,331,323
Sheriff, Jail, & Involuntary Commitments	\$4,570,658
Courthouse, Courts, & Trials	\$877,490
Road and Bridge	\$4,846,536
Library	\$1,183,633
TOTAL	\$14,809,640

Core County

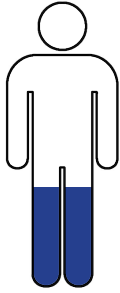
Public Health	\$683,936
Emergency Management & Response	\$47,320
Fairgrounds	\$402,155
County Extension Service	\$112,033
Information Technology	\$498,398
TOTAL	\$1,743,842

County Specific

Hospital (State mandate if hospital exists)	\$120,000
Planning & Zoning	\$718,158
Airport	\$914,953
Museum	\$0
Parks and Recreation	\$53,632
Landfill/Solid Waste	\$0
TOTAL	\$1,806,743

SUBLETTE COUNTY

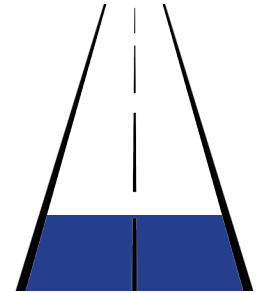
Population (2010 Census): 10,247
Rank: 16



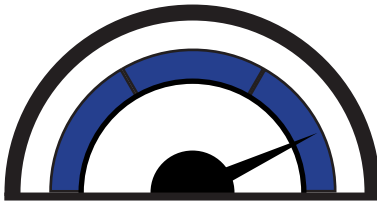
Assessed Valuation
FY 2017: \$1,949,357,456
Rank: 3



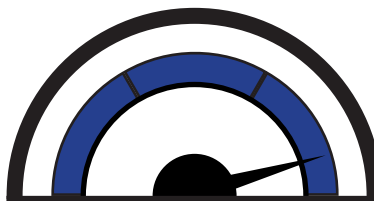
Miles of Road: 484
Rank: 18



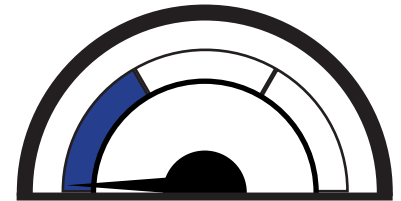
State Sales Tax Revenue
FY 2017: \$5,107,676
Rank: 4



Mill Levy Revenue
FY 2017: \$27,188,714
Rank: 3



Direct Distribution
FY 2017: \$35,594
Rank: 23



MAJOR SOURCES OF REVENUE

Federal

PILT	\$889,779
SRS	\$120,298
TOTAL	\$1,010,077

State

Sales and Use Tax	\$5,107,676
Severance Taxes	\$187,037
All Fuels Revenue	\$2,369,362
Direct Distribution	\$35,594
Consensus Grants	\$0
Other State Grants	\$0
TOTAL	\$7,699,669

Local

Property Taxes	\$27,188,714
Optional Sales & Use Tax	\$0
Other Major Taxes & Fees	\$812,773
TOTAL	\$28,001,487

County Notes:

Sublette County provides all law Enforcement in the County, by contract with the 3 incorporated towns. The incorporated towns also contract with Sublette County Unified Fire (SCUF) for services. Sublette County contracts for Museum services. Other Significant Expenses: Approximately \$5.75 million is not included in this report of the FY17 expenses. Those expenses include: recycling, GIS, Search & Rescue, Treatment Court, and other non-profit social service providers.

MAJOR EXPENDITURES

State Mandated

County Officials, Staff, & Operations	\$2,666,675
Sheriff, Jail, & Involuntary Commitments	\$8,187,552
Courthouse, Courts, & Trials	\$2,285,197
Road and Bridge	\$7,516,422
Library	\$1,183,089
TOTAL	\$21,838,935

Core County

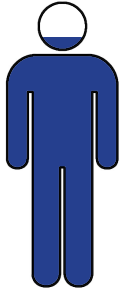
Public Health	\$350,758
Emergency Management & Response	\$1,713,735
Fairgrounds	\$778,447
County Extension Service	\$160,055
Information Technology	\$233,446
TOTAL	\$3,236,441

County Specific

Hospital (State mandate if hospital exists)	\$0
Planning & Zoning	\$104,771
Airport	\$0
Museum	\$0
Parks and Recreation	\$374,826
Landfill/Solid Waste	\$946,001
TOTAL	\$1,425,598

SWEETWATER COUNTY

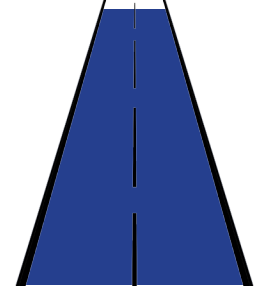
Population (2010 Census): 43,806
Rank: 4



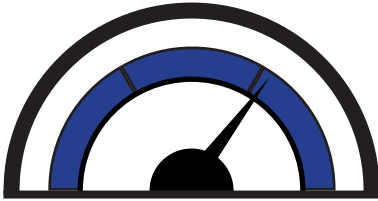
Assessed Valuation
FY 2017: \$2,153,513,159
Rank: 2



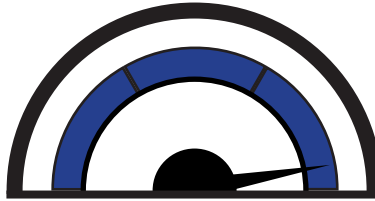
Miles of Road: 1,188
Rank: 2



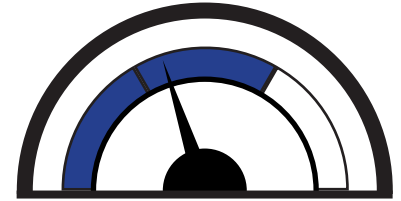
State Sales Tax Revenue
FY 2017: \$3,205,426
Rank: 8



Mill Levy Revenue
FY 2017: \$27,576,836
Rank: 2



Direct Distribution
FY 2017: \$551,568
Rank: 14



MAJOR SOURCES OF REVENUE

Federal

PILT	\$3,399,127
SRS	\$4,835
TOTAL	\$3,403,962

State

Sales and Use Tax	\$3,205,426
Severance Taxes	\$424,025
All Fuels Revenue	\$3,209,612
Direct Distribution	\$551,568
Consensus Grants	\$0
Other State Grants	\$2,934,043
TOTAL	\$10,324,674

Local

Property Taxes	\$27,576,836
Optional Sales & Use Tax	\$6,496,443
Other Major Taxes & Fees	\$1,873,078
TOTAL	\$35,946,357

County Notes:

MAJOR EXPENDITURES

State Mandated

County Officials, Staff, & Operations	\$7,048,027
Sheriff, Jail, & Involuntary Commitments	\$11,812,676
Courthouse, Courts, & Trials	\$7,241,741
Road and Bridge	\$6,216,890
Library	\$3,053,155
TOTAL	\$35,372,489

Core County

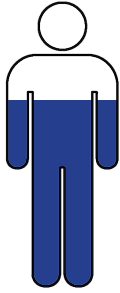
Public Health	\$590,523
Emergency Management & Response	\$1,858,379
Fairgrounds	\$2,103,181
County Extension Service	\$96,671
Information Technology	\$1,429,952
TOTAL	\$6,078,707

County Specific

Hospital (State mandate if hospital exists)	\$435,479
Planning & Zoning	\$453,448
Airport	\$655,949
Museum	\$337,263
Parks and Recreation	\$584,382
Landfill/Solid Waste	\$0
TOTAL	\$2,466,521

TETON COUNTY

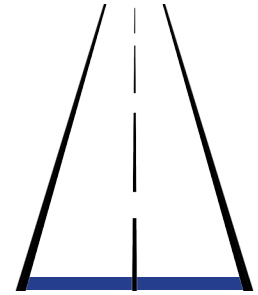
Population (2010 Census): 21,294
Rank: 9



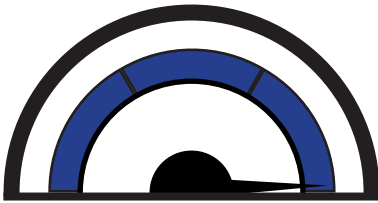
Assessed Valuation
FY 2017: \$1,449,769,364
Rank: 4



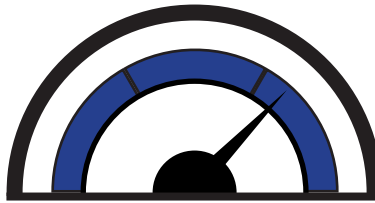
Miles of Road: 84
Rank: 23



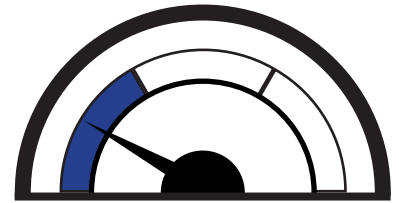
State Sales Tax Revenue
FY 2017: \$9,282,892
Rank: 1



Mill Levy Revenue
FY 2017: \$12,153,176
Rank: 7



Direct Distribution
FY 2017: \$248,219
Rank: 19



MAJOR SOURCES OF REVENUE

Federal

PILT	\$1,946,671
SRS	\$253,538
TOTAL	\$2,200,209

State

Sales and Use Tax	\$9,282,892
Severance Taxes	\$291,347
All Fuels Revenue	\$1,825,157
Direct Distribution	\$248,219
Consensus Grants	\$202,958
Other State Grants	\$2,057,011
TOTAL	\$13,907,584

Local

Property Taxes	\$12,153,176
Optional Sales & Use Tax	\$11,117,244
Other Major Taxes & Fees	\$16,386,017
TOTAL	\$39,656,437

County Notes:

Additional Revenues: National Elk Refuge \$423,309;
Housing \$11,550,073; Interest/Misc. Income/Donations
\$9,899,895
Additional Expenditures: Housing \$626,822; Transit
\$475,109

MAJOR EXPENDITURES

State Mandated

County Officials, Staff, & Operations	\$5,640,474
Sheriff, Jail, & Involuntary Commitments	\$9,445,205
Courthouse, Courts, & Trials	\$1,012,564
Road and Bridge	\$5,040,067
Library	\$3,460,434
TOTAL	\$24,598,744

Core County

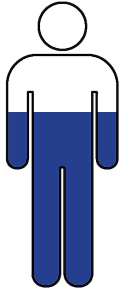
Public Health	\$4,021,749
Emergency Management & Response	\$7,222,581
Fairgrounds	\$1,303,020
County Extension Service	\$123,625
Information Technology	\$571,774
TOTAL	\$13,242,749

County Specific

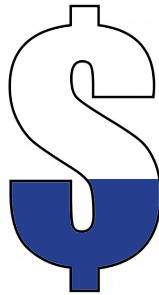
Hospital (State mandate if hospital exists)	\$0
Planning & Zoning	\$3,722,345
Airport	\$0
Museum	\$255,185
Parks and Recreation	\$8,718,802
Landfill/Solid Waste	\$7,209,160
TOTAL	\$19,905,492

UINTA COUNTY

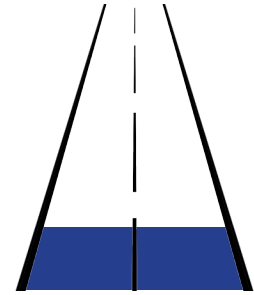
Population (2010 Census): 21,118
Rank: 10



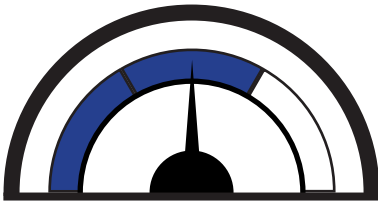
Assessed Valuation
FY 2017: \$366,633,973
Rank: 15



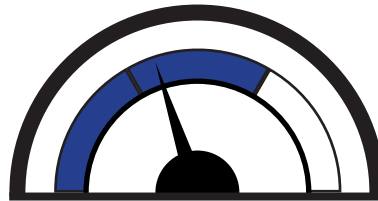
Miles of Road: 363
Rank: 19



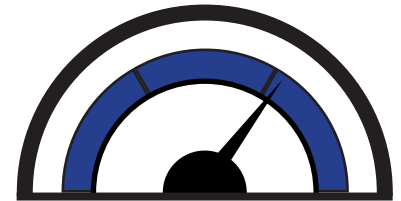
State Sales Tax Revenue
FY 2017: \$1,756,577
Rank: 12



Mill Levy Revenue
FY 2017: \$4,788,113
Rank: 14



Direct Distribution
FY 2017: \$882,572
Rank: 8



MAJOR SOURCES OF REVENUE

Federal

PILT	\$1,481,800
SRS	\$9,519
TOTAL	\$1,491,319

State

Sales and Use Tax	\$1,756,577
Severance Taxes	\$223,910
All Fuels Revenue	\$1,058,161
Direct Distribution	\$882,572
Consensus Grants	\$0
Other State Grants	\$805,253
TOTAL	\$4,726,473

Local

Property Taxes	\$4,788,113
Optional Sales & Use Tax	\$860,262
Other Major Taxes & Fees	\$6,177,904
TOTAL	\$11,826,279

County Notes:

MAJOR EXPENDITURES

State Mandated

County Officials, Staff, & Operations	\$8,435,577
Sheriff, Jail, & Involuntary Commitments	\$4,960,171
Courthouse, Courts, & Trials	\$538,192
Road and Bridge	\$2,503,120
Library	\$3,153
TOTAL	\$16,440,212

Core County

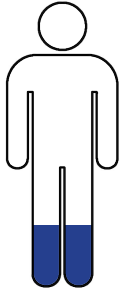
Public Health	\$403,537
Emergency Management & Response	\$91,386
Fairgrounds	\$333,948
County Extension Service	\$159,817
Information Technology	\$606,926
TOTAL	\$1,595,614

County Specific

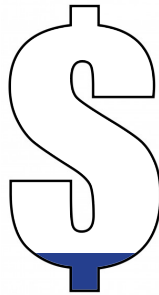
Hospital (State mandate if hospital exists)	\$0
Planning & Zoning	\$303,059
Airport	\$93,154
Museum	\$93,902
Parks and Recreation	\$62,934
Landfill/Solid Waste	\$12,000
TOTAL	\$565,049

WASHAKIE COUNTY

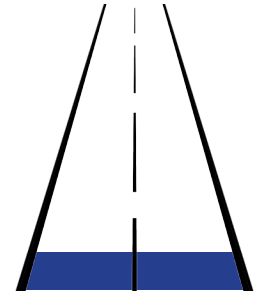
Population (2010 Census): 8,533
Rank: 19



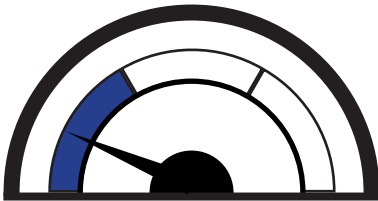
Assessed Valuation
FY 2017: \$124,314,529
Rank: 21



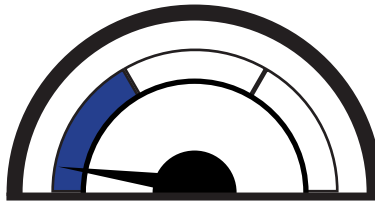
Miles of Road: 242
Rank: 21



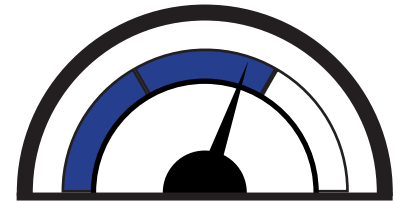
State Sales Tax Revenue
FY 2017: \$619,902
Rank: 20



Mill Levy Revenue
FY 2017: \$1,566,915
Rank: 22



Direct Distribution
FY 2017: \$948,161
Rank: 7



MAJOR SOURCES OF REVENUE

Federal

PILT	\$1,146,198
SRS	\$0
TOTAL	\$1,146,198

State

Sales and Use Tax	\$619,902
Severance Taxes	\$142,114
All Fuels Revenue	\$760,150
Direct Distribution	\$948,161
Consensus Grants	\$0
Other State Grants	\$976,117
TOTAL	\$3,446,443

Local

Property Taxes	\$1,566,915
Optional Sales & Use Tax	\$1,321,981
Other Major Taxes & Fees	\$2,105,956
TOTAL	\$4,994,852

County Notes:

MAJOR EXPENDITURES

State Mandated

County Officials, Staff, & Operations	\$994,715
Sheriff, Jail, & Involuntary Commitments	\$1,126,287
Courthouse, Courts, & Trials	\$1,612,355
Road and Bridge	\$546,104
Library	\$200,588
TOTAL	\$4,480,049

Core County

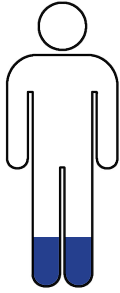
Public Health	\$240,182
Emergency Management & Response	\$80,688
Fairgrounds	\$62,400
County Extension Service	\$93,119
Information Technology	\$40,800
TOTAL	\$517,189

County Specific

Hospital (State mandate if hospital exists)	\$0
Planning & Zoning	\$67,984
Airport	\$0
Museum	\$0
Parks and Recreation	\$0
Landfill/Solid Waste	\$0
TOTAL	\$67,984

WESTON COUNTY

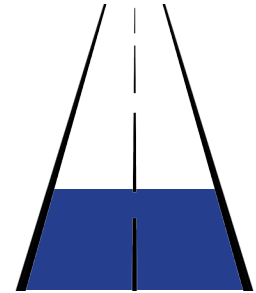
Population (2010 Census): 7,208
Rank: 20



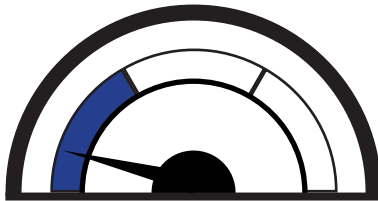
Assessed Valuation
FY 2017: \$136,253,199
Rank: 20



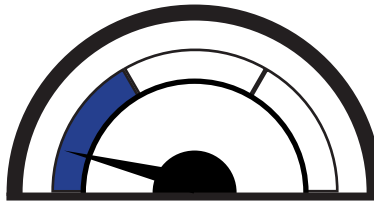
Miles of Road: 522
Rank: 16



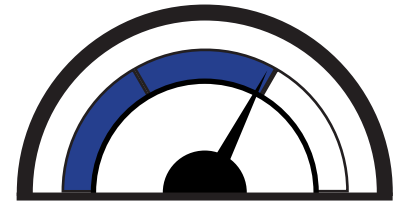
State Sales Tax Revenue
FY 2017: \$568,261
Rank: 21



Mill Levy Revenue
FY 2017: \$1,644,805
Rank: 21



Direct Distribution
FY 2017: \$854,209
Rank: 9



MAJOR SOURCES OF REVENUE

Federal

PILT	\$436,706
SRS	\$4,311
TOTAL	\$441,017

State

Sales and Use Tax	\$568,261
Severance Taxes	\$357,020
All Fuels Revenue	\$626,356
Direct Distribution	\$854,209
Consensus Grants	\$0
Other State Grants	\$316,724
TOTAL	\$2,722,570

Local

Property Taxes	\$1,644,805
Optional Sales & Use Tax	\$1,518,547
Other Major Taxes & Fees	\$417,292
TOTAL	\$3,580,644

County Notes:

Expenditures: Natural Resources \$425; Social Services \$127,214

MAJOR EXPENDITURES

State Mandated

County Officials, Staff, & Operations	\$1,738,740
Sheriff, Jail, & Involuntary Commitments	\$1,156,275
Courthouse, Courts, & Trials	\$1,007,776
Road and Bridge	\$1,271,640
Library	\$282,808
TOTAL	\$5,174,431

Core County

Public Health	\$231,264
Emergency Management & Response	\$62,840
Fairgrounds	\$201,852
County Extension Service	\$83,177
Information Technology	\$67,911
TOTAL	\$647,044

County Specific

Hospital (State mandate if hospital exists)	\$0
Planning & Zoning	\$311,619
Airport	\$0
Museum	\$0
Parks and Recreation	\$38,189
Landfill/Solid Waste	\$61,889
TOTAL	\$411,697

APPENDIX: County Comparisons

State Sales Tax

Total \$64,595,532

Teton \$ 9,282,892		Goshen \$ 931,138
Laramie \$ 8,958,673	Converse \$ 2,618,364	Johnson \$ 919,451
Campbell \$ 8,303,623	Sheridan \$ 2,491,770	Big Horn \$ 828,680
Sublette \$ 5,107,676	Lincoln \$ 2,452,553	Carbon \$ 781,263
Fremont \$ 3,955,520	Uinta \$ 1,756,577	Washakie \$ 619,902
Natrona \$ 3,889,853	Albany \$ 1,367,103	Weston \$ 568,261
Park \$ 3,799,298	Platte \$ 1,086,231	Hot Springs \$ 394,791
Sweetwater \$ 3,205,426	Crook \$ 1,017,714	Niobrara \$ 258,773

72.0%

19.8%

8.2%

Severance Tax

Total \$8,143,738

Laramie \$1,280,471	Niobrara \$366,428	Lincoln \$185,965
Platte \$945,670	Weston \$357,020	Goshen \$170,497
Natrona \$731,117	Teton \$291,347	Big Horn \$151,417
Sheridan \$482,301	Park \$283,898	Washakie \$142,114
Campbell \$444,264	Carbon \$251,768	Converse \$138,310
Sweetwater \$424,025	Uinta \$223,910	Crook \$113,167
Fremont \$397,609	Sublette \$187,037	Hot Springs \$107,078
Albany \$369,612		Johnson \$98,713

62.3%

24.1%

13.6%

All Fuels Revenue

Total \$38,188,344

Campbell \$3,875,496	Teton \$1,825,157	Uinta \$1,058,161
Sweetwater \$3,209,612	Carbon \$1,692,879	Crook \$936,579
Laramie \$3,042,938	Albany \$1,328,837	Platte \$874,413
Fremont \$2,965,062	Sheridan \$1,257,062	Goshen \$808,535
Lincoln \$2,517,061	Big Horn \$1,202,876	Washakie \$760,150
Sublette \$2,369,362	Johnson \$1,129,114	Hot Springs \$660,536
Natrona \$2,303,375	Converse \$1,122,766	Weston \$626,356
Park \$2,152,307		Niobrara \$469,710

58.7%

25.1%

16.2%

APPENDIX: County Comparisons

Mill Levy Revenue

Total \$242,283,580

Campbell	\$58,913,922		Lincoln	\$8,050,669		Big Horn	\$2,581,637
Sweetwater	\$27,576,836		Park	\$7,681,443		Platte	\$2,429,359
Sublette	\$27,188,714		Carbon	\$7,098,595		Goshen	\$2,348,046
Converse	\$18,262,767		Johnson	\$6,177,734	17.9%	Crook	\$2,253,726
Laramie	\$16,701,454	75.6%	Sheridan	\$4,820,993		Hot Springs	\$1,672,704
Natrona	\$14,241,394		Uinta	\$4,788,113		Weston	\$1,644,805
Teton	\$12,153,176		Albany	\$4,780,008		Washakie	\$1,566,915
Fremont	\$8,074,112					Niobrara	\$1,276,458

Direct Distribution

Total \$18,621,738

Laramie	\$ 2,738,121		Weston	\$ 854,209		Hot Springs	\$ 427,689
Albany	\$ 2,155,884		Platte	\$ 820,572		Carbon	\$ 405,687
Natrona	\$ 2,030,352		Niobrara	\$ 630,975		Lincoln	\$ 348,624
Goshen	\$ 1,221,954		Park	\$ 587,767	24.3%	Teton	\$ 248,219
Sheridan	\$ 1,217,411	65.4%	Big Horn	\$ 565,442		Campbell	\$ 229,466
Fremont	\$ 978,721		Sweetwater	\$ 551,568		Johnson	\$ 129,304
Washakie	\$ 948,160		Crook	\$ 515,451		Converse	\$ 97,996
Uinta	\$ 882,572					Sublette	\$ 35,594

Total State Sources of Revenue

Total \$152,570,548

Laramie	\$21,724,794		Park	\$6,939,303		Washakie	\$3,446,443
Campbell	\$14,935,936		Sheridan	\$6,058,537		Goshen	\$3,331,290
Teton	\$13,907,584		Albany	\$5,372,263		Big Horn	\$2,983,705
Natrona	\$10,630,747		Uinta	\$4,726,473	23.3%	Crook	\$2,891,797
Sweetwater	\$10,324,674	62.9%	Converse	\$4,657,125		Weston	\$2,722,570
Fremont	\$9,548,796		Platte	\$4,024,031		Johnson	\$2,289,185
Sublette	\$7,699,669		Carbon	\$3,748,393		Niobrara	\$1,775,277
Lincoln	\$7,179,762					Hot Springs	\$1,652,194